



# OVERFILL PREVENTION VALVES

## Features

Designed for AST pressure fill applications\*, the C&B 2X4 is UL Listed, ULC Listed and CARB registered. The C&B 2X4 is rated for up to 100 psi fuel delivery and has a flow rate of over 200 GPM at 40 psi. Outstanding design features are mechanical operation, retrofitable to an existing AST, can be used in a remote fill application and provides positive shut off of fuel delivery with no line shock. The adjustable collar allows custom installation to any type of AST for various fuel cutoffs. Materials used in the construction of the C&B 2X4 include hard anodized 356-T6 Aluminum, Stainless Steel rods, Closed Cell Polyurethane float and Buna gaskets.

Part No.	Size	Wt.lbs
1228-03-20XX	2"	10.0

### Standard Fill Tube Sizes

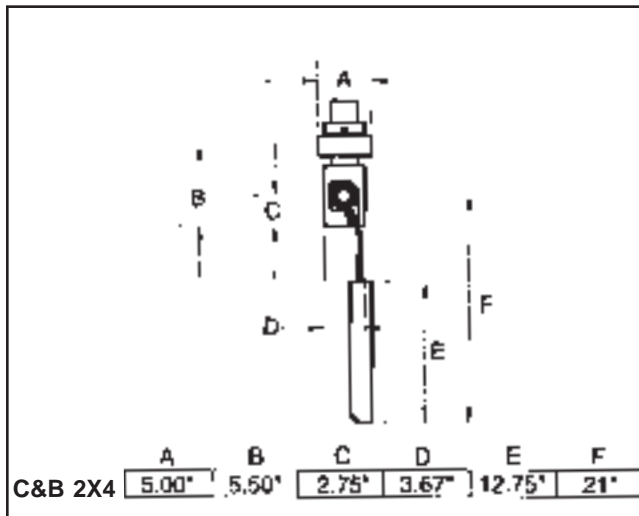
Part No.	Length
1228-03-2010	10"
1228-03-2016	16"
1228-03-2020	20"
1228-03-2024	24"

Other lengths available, at additional cost



**#1228 C&B 2X4**

U.S. Patent #5,531,247



## C&B 2X4 Options

Part No.	Description
<b>Liquid Tight Connection System:</b>	
01228-03-2052	2" Adaptor Dust Cap
01228-03-2050	2" Dry Break Cam Adaptor
01228-03-2051	2" Dry Break Coupler
<b>Cam Lock Connection System:</b>	
01228-03-2053	2" Cam Lock Adaptor
01228-03-2054	2" Dust Cap
<b>Drop Tubes:</b>	
01228-03-5048	2" Flanged Aluminum Drop Tube 4'
01228-03-5072	2" Flanged Aluminum Drop Tube 6'
01228-03-5096	2" Flanged Aluminum Drop Tube 8'

\*Applicable for fuels other than #5 and #6 fuel oils.  
Consult factory for applications other than fuel.



Clay and Bailey Mfg Co

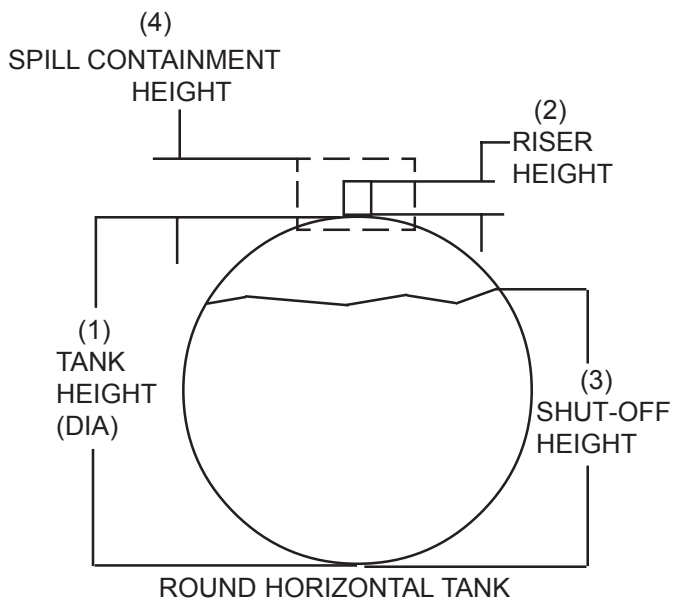
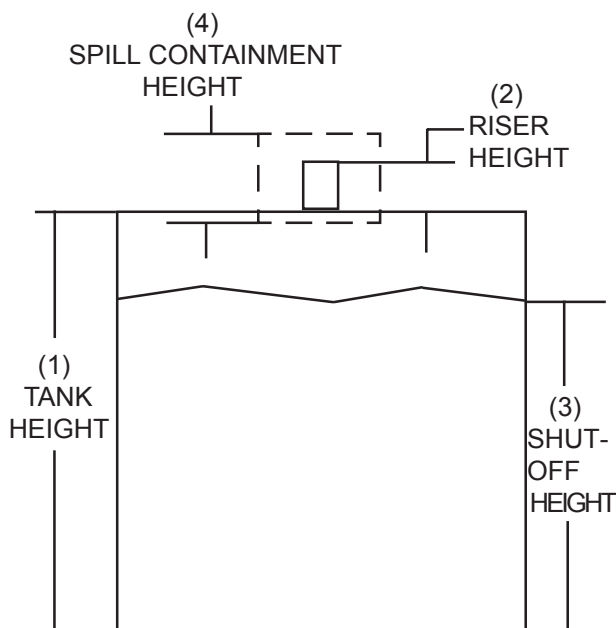
Clay & Bailey Mfg. Co. To: \_\_\_\_\_ Fax: \_\_\_\_\_

Overfill Prevention Ordering Worksheet From: \_\_\_\_\_

ROUND HORIZONTAL TANK HEIGHT	% SHUT-OFF	
	90% HEIGHT	95% HEIGHT
36"	30"	33"
40"	34"	36"
42"	35"	38"
48"	41"	43"
60"	51"	54"
72"	61"	65"
84"	71"	76"
96"	81"	87"
108"	91"	98"
120"	101"	109"

**2", 3", AND 4" FILL LIMITERS'  
WORK SHEET FOR FILL PIPE  
LENGTH**

RECTANGULAR TANK HEIGHT	%SHUT-OFF	
	90% HEIGHT	95% HEIGHT
36"	32"	---
40"	36"	---
42"	38"	40"
48"	43"	46"
60"	54"	57"
72"	65"	68"
84"	77"	82"
96"	88"	93"
108"	97"	103"
120"	108"	114"



PLEASE COMPLETE THIS INFORMATION  
USING DRAWINGS & CHARTS ON THIS PAGE

RECTANGULAR OR ROUND TANK? \_\_\_\_\_  
 VERTICAL OR HORIZONTAL? \_\_\_\_\_  
 HEIGHT OF PRIMARY TANK?(1) \_\_\_\_\_  
 LENGTH OF 4" NIPPLE FROM PRIMARY TANK?(2) \_\_\_\_\_  
 SHUT-OFF HEIGHT?(3) \_\_\_\_\_  
 HEIGHT OF SPILL CONTAINMENT BOX?(4) \_\_\_\_\_

OPTIONS:

- INCLUDE DROP TUBE \_\_\_\_\_
- INCLUDE DRY BREAK ADAPTOR \_\_\_\_\_
- INCLUDE DRY BREAK COUPLER \_\_\_\_\_
- INCLUDE DRY BREAK CAP \_\_\_\_\_
- VITON GASKETS (BUNA-N STD.) \_\_\_\_\_